


Inglés I

To Be, or Not to Be, That Is the Question

Material educativo. Comunidad estudiantil



Gobierno de
México

Educación
Secretaría de Educación Pública



Gobierno de
México

Educación
Secretaría de Educación Pública



Educación

Secretaría de Educación Pública

DIRECTORIO

Mario Martín Delgado Carrillo
SECRETARIO DE EDUCACIÓN PÚBLICA

Tania Hogla Rodríguez Mora
SUBSECRETARIA DE EDUCACIÓN MEDIA SUPERIOR

Virginia Lorenzo Holm
COORDINADORA SECTORIAL DE FORTALECIMIENTO
ACADÉMICO


Colección: Inglés I

D.R. © 2025, Secretaría de Educación Pública.
Av. Universidad 1200, Colonia Xoco, Benito Juárez, C.P. 03330,
Ciudad de México.

Se permite la descarga, reproducción parcial y total de esta obra por cualquier forma, medio o procedimiento, así como su libre distribución, siempre que se reconozca la atribución y no se alteren los contenidos de ninguna manera, ni se utilicen con fines de lucro.

Esta guía es de distribución gratuita. Prohibida su venta.

Hecho e impreso en México.

**Colaboración académica y pedagógica**

Adriana Mendoza Alvarado
Airam Sayuri García García
Alejandro Piñón Méndez
Alberto Ismael Castillo López
Ángel Adrián Araujo Álvarez
Brenda Rebeca Tapia Aguilera
Claudia Guízar Vargas
Cristina Pardo Ramírez
Enrique Lira Fernández
Gabriela Lizeth Ramírez Cruz
Mónica Valdez González
María del Rocío Juárez Nogueira
María Fernanda Martínez Villegas
Martha Eugenia Guerrero García
Óscar Antonio Hernández Oropa
Sarid Miranda Guerrero
Tania Viramontes López
Virginia Penélope Montoya Montelongo
Yolanda Araceli González Gómez

Revisión de contenidos

Delia Carmina Tovar
Érika García Olayo
Guadalupe García Albarrán
Gladys Elizabeth Mata García
Juan Carlos Espinosa Ramírez
José Alberto Fuentes Rosales
Janet Pamela Domínguez López
Karla Rocío Carrillo Salinas
Patricia Flores Espinoza
Marco Antonio Rodríguez Galicia
Viviana Maldonado Oclica

Corrección de estilo

Celina Orozco Correa
Claudia Ramírez Cisneros
Cristina Alejandra Muñoz Ortega
Marco Dalí Corona Romero

Diseño gráfico


María del Rosario Sámano Estrada

Serie: Material educativo. Comunidad estudiantil

Colección: Inglés I

**Subcolección: *To Be, or Not to Be,
That Is the Question***

Vol. 1. Propósito formativo 1





Introducción

El inglés se ha convertido en la *lingua franca* (un idioma que sirve como lengua común para personas con diferentes lenguas maternas) de nuestros días. Hablarlo nos permite comunicarnos con personas alrededor del mundo y compartir nuestras ideas, costumbres, saberes y tradiciones. ¿Y qué es lo primero que queremos que hagas en Inglés I? ¡Presentarte y hablar de ti! Millones de personas esperan que te unas a la conversación y les cuentes acerca de tu mundo, de tu realidad.

En este cuadernillo te proponemos 5 actividades con las que puedes practicar los siguientes temas del Propósito formativo 1 de Inglés I. *To Be or Not to Be, That Is the Question*:

- Verbo *to be* (forma afirmativa)
- Pronombres personales
- Información personal (*name, age, nationality*)
- Números cardinales



Actividades de aprendizaje

A) Preséntate y habla sobre ti mismo

Useful phrases: I am / My name is / My birthday is

1. Introduce yourself to the class. Say your name and your birthday.
My name is Antonio. My birthday is on February 25th.
2. Find all the people who have a birthday in the same month as you.
3. With your classmates, create a calendar for this month where you mark all your birthdays.
4. Decorate the calendar as you wish.
5. Present it to the class.

B) Presenta a alguien más.

What do you need? A piece of paper to write on.

Useful phrases: My name is / I am from / I live in / I am ___ years old / My favorite / I don't like / playing football / playing basketball / riding a bike / watching videos

1. Write some information about yourself on a piece of paper: name, age, your town/city, nationality, favorite color, hobby, pronouns (he, she, they).
2. Walk around the classroom and say hello to your classmates:
 - a. *Hello, my name is...*
 - b. *I am from...*
 - c. *My favorite color is...*
3. Introduce one of the classmates you talked to:
Example: *This is Ana. She is from Villahermosa. Her favorite color is blue.*



C) Describe tu salón o tu escuela

What do you need? A simple map of the classroom or the school.

Useful vocabulary: chair / desk / blackboard / window / door / bag / backpack / notebook / book / pencil / pen

1. Draw pictures of common objects (book, chair, window, bag, blackboard) on your map.
2. Work in pairs. One student asks, the other answers:
A: What is this?
B: It's a chair.

A: How many chairs are in the classroom?
B: 25

A: Where is the bag?
B: It's on the desk.



D) Practica los números cardinales usando efemérides

What do you need? Cards with important dates and events. For example:

January 1 – New Year’s Day

February 14 – Valentine’s Day

September 16 – Mexican Independence Day

October 31 – Halloween

December 25 – Christmas

Useful vocabulary: January / February / March / April / May / June / July / August / September / October / November / December

1. Work in small groups.
2. One student takes a card. Don’t show it to anyone!
3. The other students ask:
Is it in January?
Is it in February?
Is it celebrated in Mexico?
4. The student with the card answers:
Yes, it is. or No, it isn’t.
5. You win if you guess the date:
Is it Christmas?
Yes, it is!
6. Switch roles and play again!



E) Preséntate de forma escrita

What do you need? A piece of paper to write on.

Useful phrases: How are you? / My name is / I speak _____ / I am from / I like / I have

Write an email introducing yourself. Tell the recipient your name, nationality, age, hobbies. You can find an example here:

<https://learnenglishteens.britishcouncil.org/skills/writing/a1-writing/introducing-yourself-email>

Autoevaluación

Criterio	Yes/No	Comments
I can introduce myself in English (say my name and age)		
I can introduce someone else in English (She is..., she is ... years old. / He is..., he is my friend.)		
I can talk about my family (He is my father. His name is... / She is my sister, she is ... years old.)		
I can talk about my favorite things (My favorite color is... / I like ... on Sundays.)		
I can talk about my classroom (This is a chair. / The door is small. / The classroom is big.)		



Material complementario

Click on the links for more exercises

The logo for Educaplay, featuring the word "educaplay" in white lowercase letters on a green rounded rectangular background.

https://www.educaplay.com/learning-resources/24450863-school_scramble_challenge.html

The logo for Educaplay, featuring the word "educaplay" in white lowercase letters on a green rounded rectangular background.

https://www.educaplay.com/learning-resources/25433165-verb_to_be_introductions.html

Glosario

Lingua franca. A common language that people use to communicate when they do not share the same first language.

Nationality. The country a person comes from. (Mexican, Chinese, French, Canadian).

Age. The number of years a person has lived.

Calendar. A chart or book that shows the days, weeks, and months of a year.

Month. One of the 12 parts of the year.

Blackboard. A large, dark board on the wall in a classroom that teachers write on.

Backpack. A bag you carry on your back, usually with two straps, used for books, clothes, or other things

Card. A small piece of thick paper or plastic with information, a picture, or a message on it.



Referencias


- British Council. (15 de noviembre de 2023). El inglés deja de ser una lengua extranjera. *British Council España*. Recuperado de <https://www.britishcouncil.es/The-Future-of-English-La-lengua-inglesa-deja-de-ser-una-lengua-extranjera>
- British Council. (sin fecha). Introducing yourself by email. *LearnEnglish Teens*. Recuperado de <https://learnenglishteens.britishcouncil.org/skills/writing/a1-writing/introducing-yourself-email>
- Consejo de Europa. (2020). *Marco Común Europeo de Referencia para las Lenguas: Aprendizaje, enseñanza, evaluación. Volumen complementario*. Ministerio de Educación y Formación Profesional. https://cvc.cervantes.es/ensenanza/biblioteca_ele/marco/



Gobierno de
México

Educación

Secretaría de Educación Pública



Colección: Inglés I

*To Be, or Not to Be,
That Is the Question*
Vol. 1. Propósito formativo 1

Material educativo. Comunidad estudiantil



Gobierno de
México

Educación
Secretaría de Educación Pública